

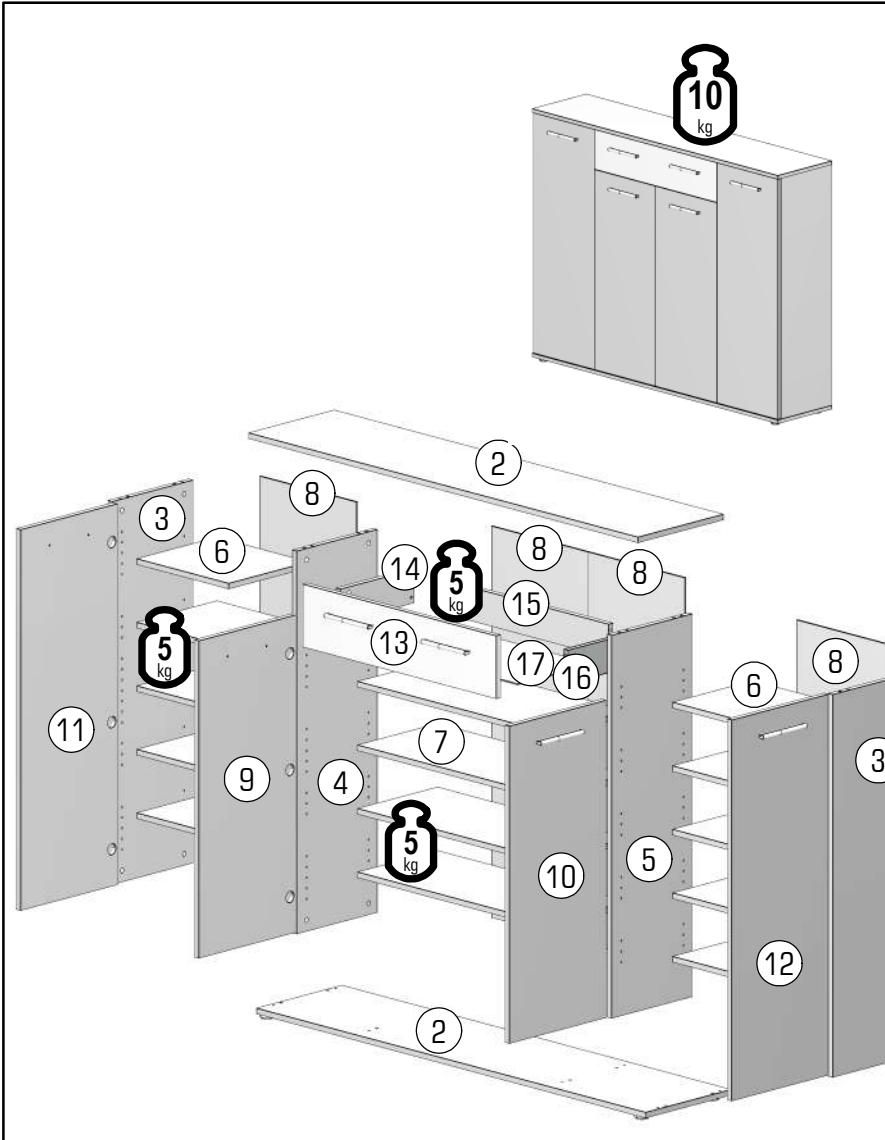

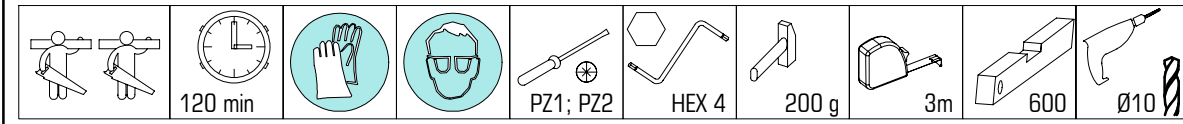
ALEXIS

Art.-Nr.
405 173
405 174
405 175

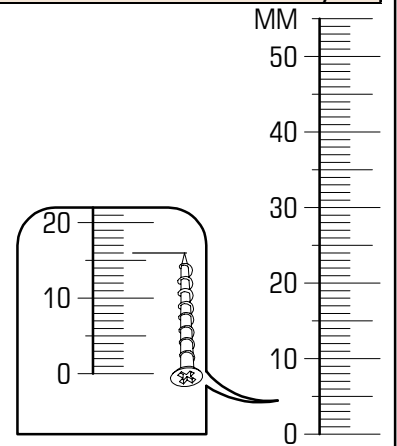
1600
1204
350
mm

1/8

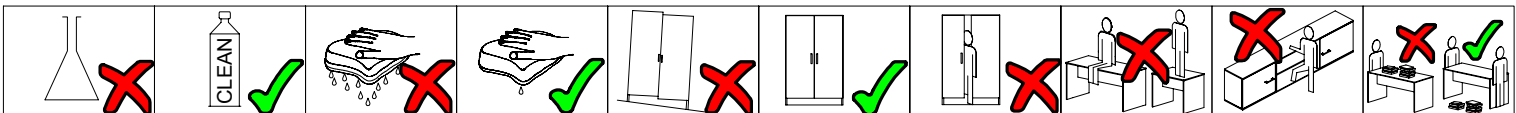
v 0
5-2025







| ID | ID | Dimensions | Quantity | Weight |
|-------|----|-------------|----------|---------|
| 21932 | ② | 1600*350*16 | 2x | 1/3 |
| 21933 | ③ | 1156*330*16 | 2x | 3/3 |
| 21934 | ④ | 1156*330*16 | 1x | 3/3 |
| 21935 | ⑤ | 1156*330*16 | 1x | 3/3 |
| 21936 | ⑥ | 377*328*16 | 10x | 2/3 3/3 |
| 21937 | ⑦ | 780*328*16 | 4x | 1/3 |
| 21938 | ⑧ | 1182*397*3 | 4x | 2/3 |
| 21939 | ⑨ | 958*396*16 | 1x | 2/3 |
| 21940 | ⑩ | 958*396*16 | 1x | 2/3 |
| 21941 | ⑪ | 1150*396*16 | 1x | 2/3 |
| 21942 | ⑫ | 1150*396*16 | 1x | 2/3 |
| 21943 | ⑬ | 794*189*16 | 1x | 2/3 |
| 18819 | ⑭ | 300*100*16 | 1x | 2/3 |
| 21944 | ⑮ | 722*100*16 | 1x | 2/3 |
| 18822 | ⑯ | 300*100*16 | 1x | 2/3 |
| 20281 | ⑰ | 752*306*3 | 1x | 2/3 |

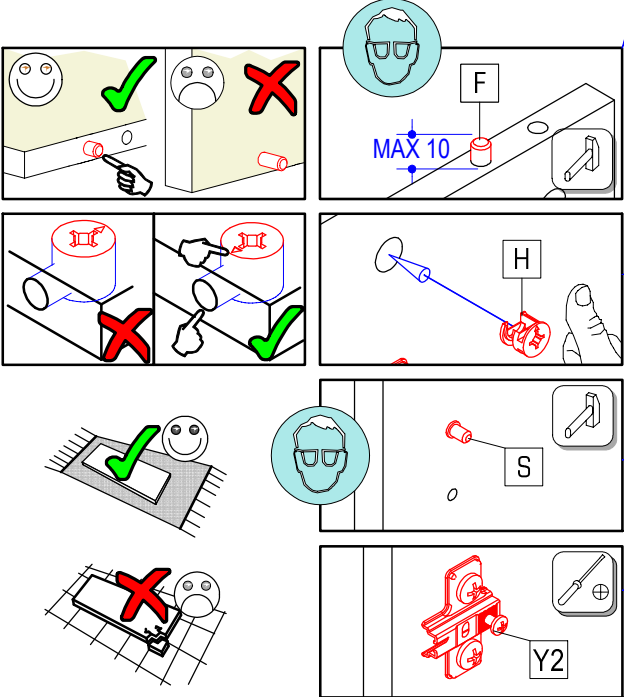


| | | | | | | | | | |
|---------------------|-------------------|---------------------|--------------------|-------------------|-------------------|---------------------|---------------------|-------------------|----------|
| 22244.01 Ø3,5x16 | 22300.00 Ø7x50 | 21102.00 Ø1,6x20 | 22705.00 Ø6,8x8 | 33003.00 L=300 | 33003.00 L=300 | 27000.00 Ø8x30 | 22800.01 HEX 4 | 70013.01 | |
| A 10x | B 4x | C 75x | D 4x | E1 1x | E2 1x | F 16x | G 1x | H 20x | |
| 70021.01 | 22280.00 Ø4x30 | 30080.00 Ø44x15 | 32029.00 L=180 | N 20x | P 2x | 22243.00 Ø5,0x50 | 22243.00 Ø3,5x15 | 24008.00 | 35101.01 |
| J 20x | K 12x | L 6x | M 6x | N 20x | P 2x | Q 32x | R 20x | S 56x | |
| 24101.00 Ø10 | 31103.00 | 22236.00 Ø2,5x16 | 36013.02 | X1 6x | X2 6x | 36002.07 | 36002.07 | 22250.00 Ø4x25 | |
| U 2x | V 2x | W 20x | X1 6x | X2 6x | Y1 6x | Y2 6x | Z 6x | | |



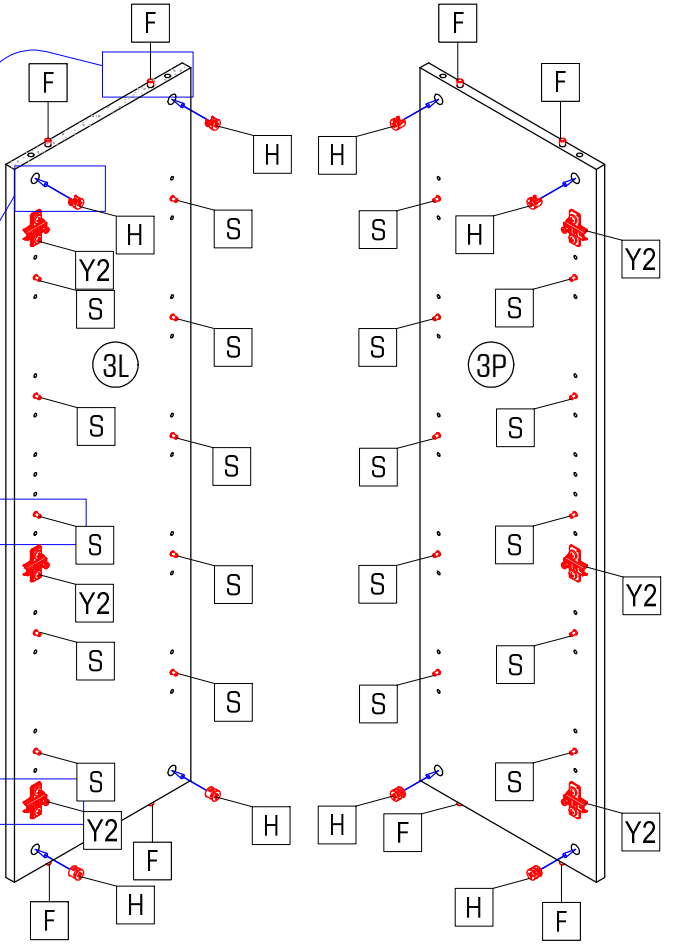
2/8 ALEXIS

| | | | |
|--|---|---|---|
|  |  |  |  |
| F 8x | H 8x | S 20x | Y2 6x |







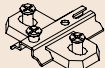


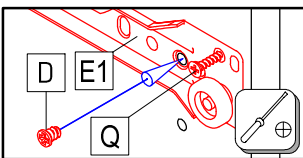
MAX 10

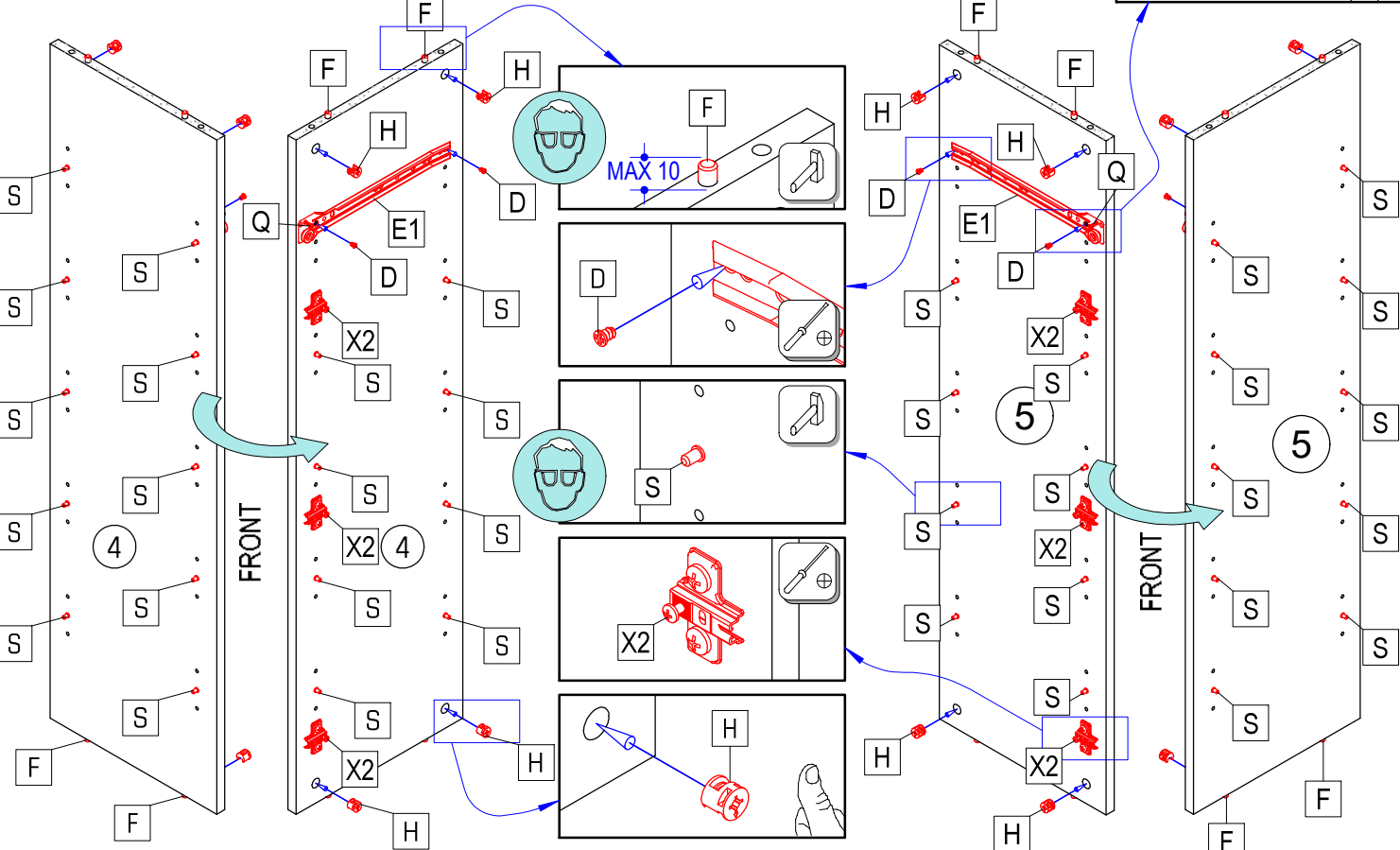
3L



3P

| | | | | | | |
|--|---|---|---|---|---|--|
|  |  |  |  |  |  |  |
| D 4x | E1 1x | F 8x | H 8x | Q 2x | S 36x | X2 6x |

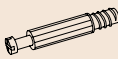




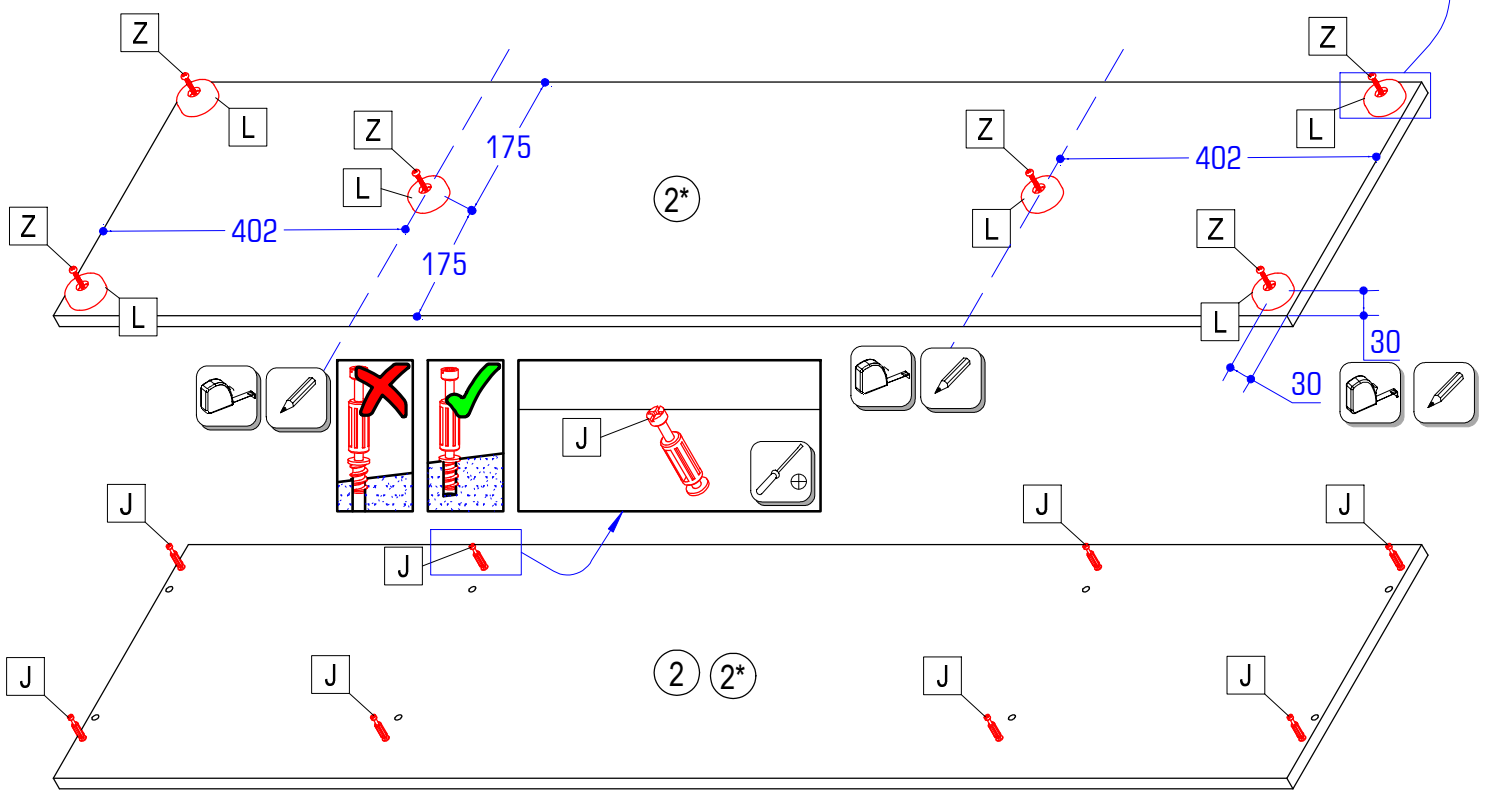
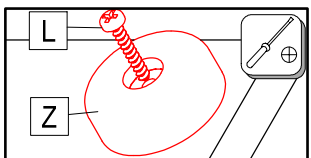



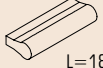

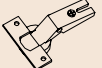
FRONT

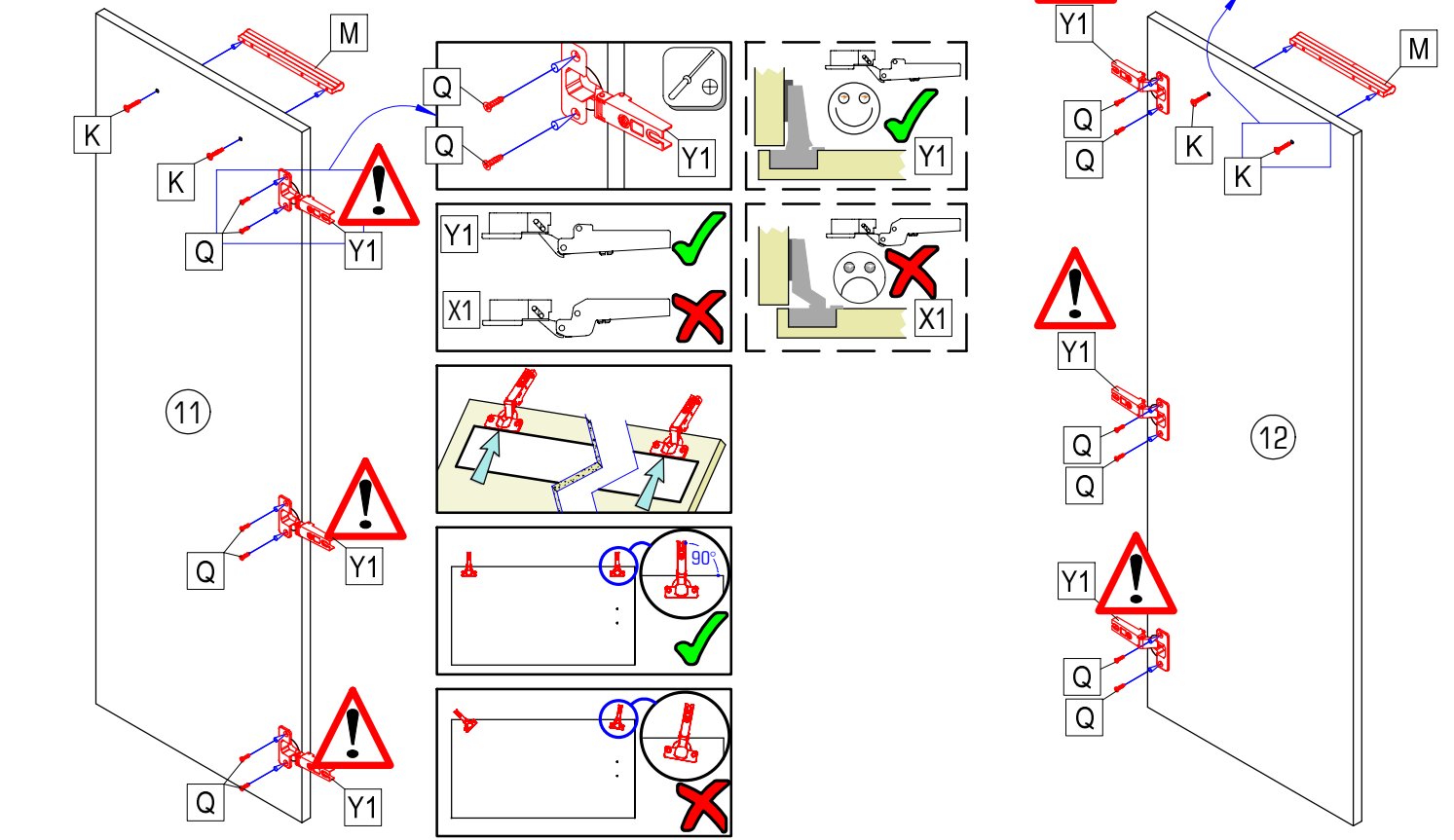
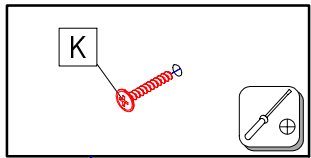
FRONT

5


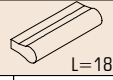
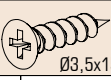
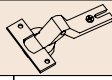
| | | |
|--|---|---|
|  |  |  |
| J 16x | L 6x | Z 6x |

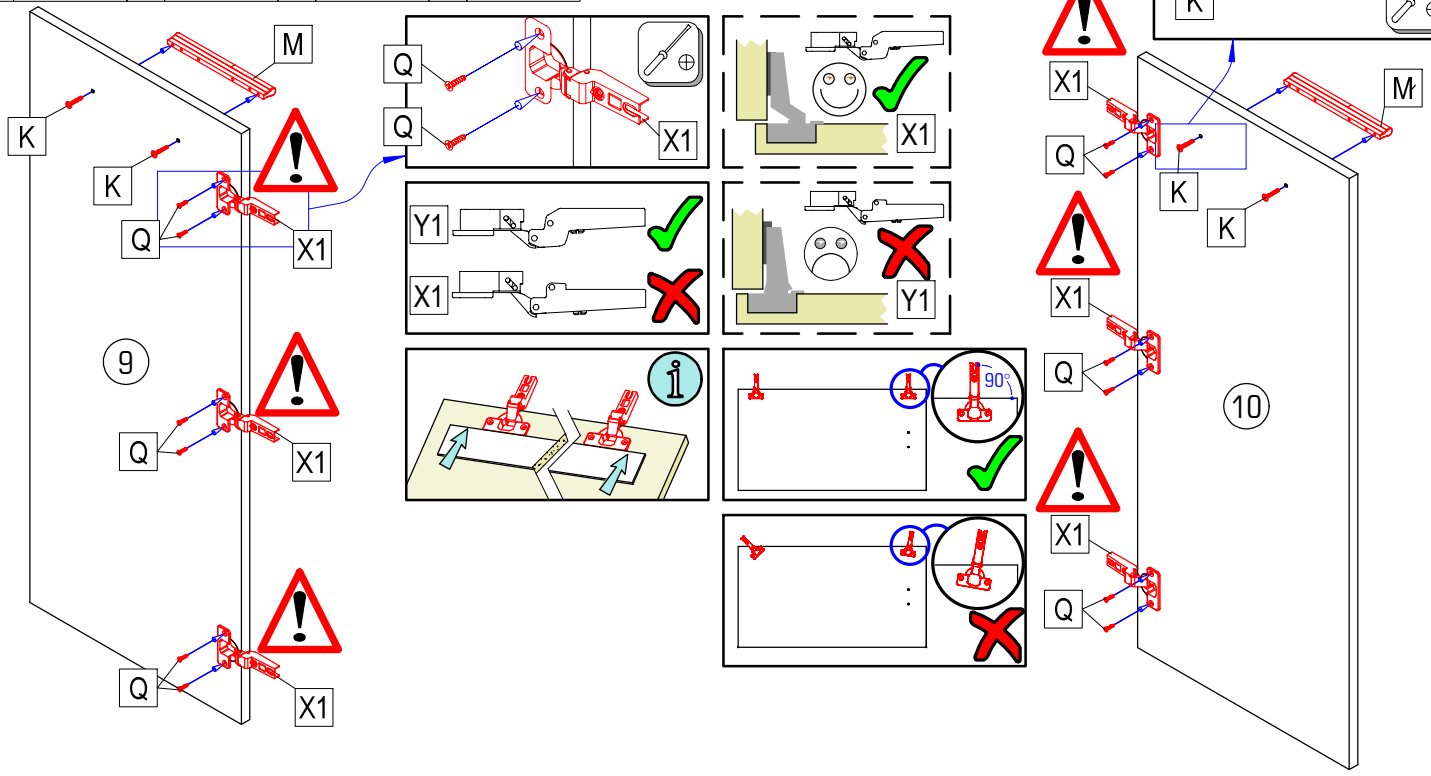


| | | | |
|--|---|---|---|
|  |  |  |  |
| K 4x | M 2x | Q 12x | Y1 6x |






4/8 ALEXIS

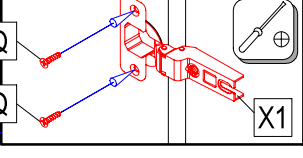
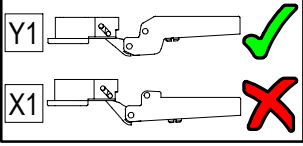


| | | | |
|--|---|---|---|
|  |  |  |  |
| Ø4x30 | L=180 | Ø3,5x15 | |
| K 4x | M 2x | Q 12x | X1 6x |

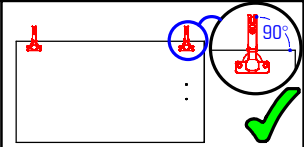
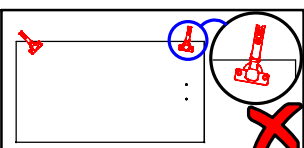






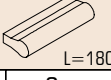
9

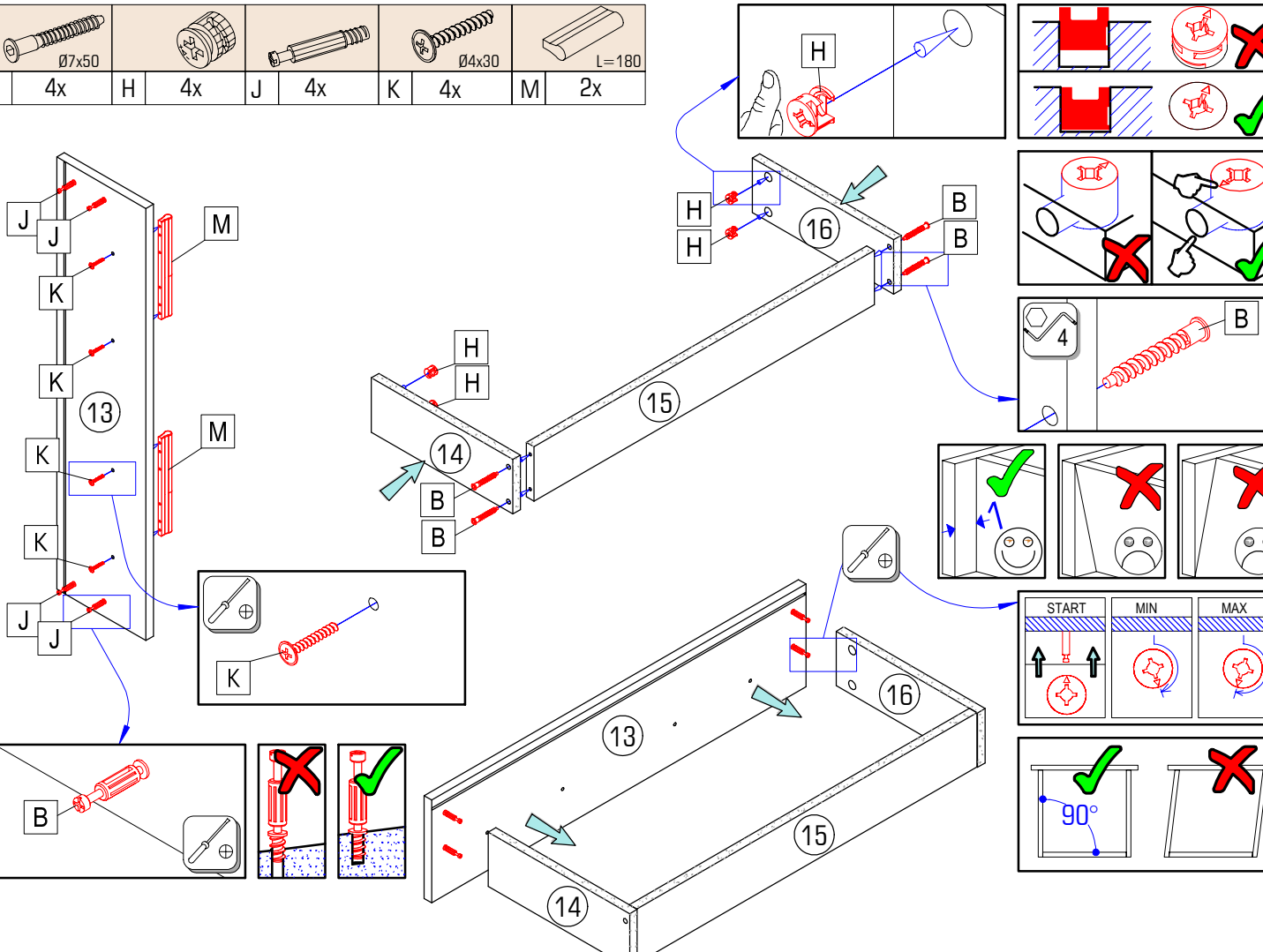
Warning symbols:   

Correct/Incorrect examples for X1 and Y1:




- X1:  
- Y1:  

90° angle requirement:  

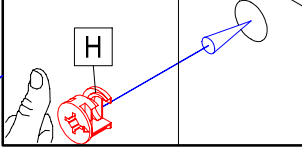
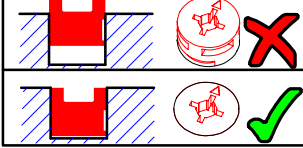
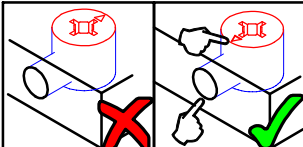
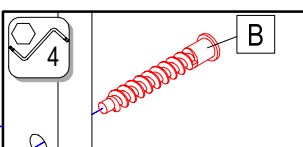
| | | | | |
|--|---|---|---|---|
|  |  |  |  |  |
| Ø7x50 | | | Ø4x30 | L=180 |
| B 4x | H 4x | J 4x | K 4x | M 2x |


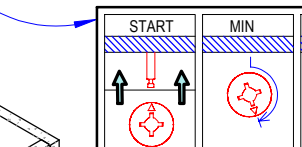


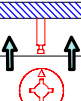


10

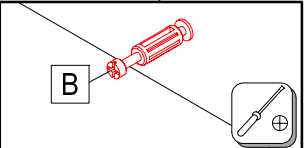
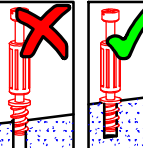
Warning symbols:   

Correct/Incorrect examples for H and B:





- H:  
- B:  


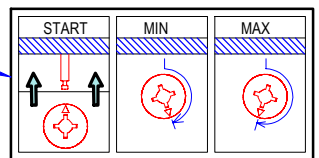
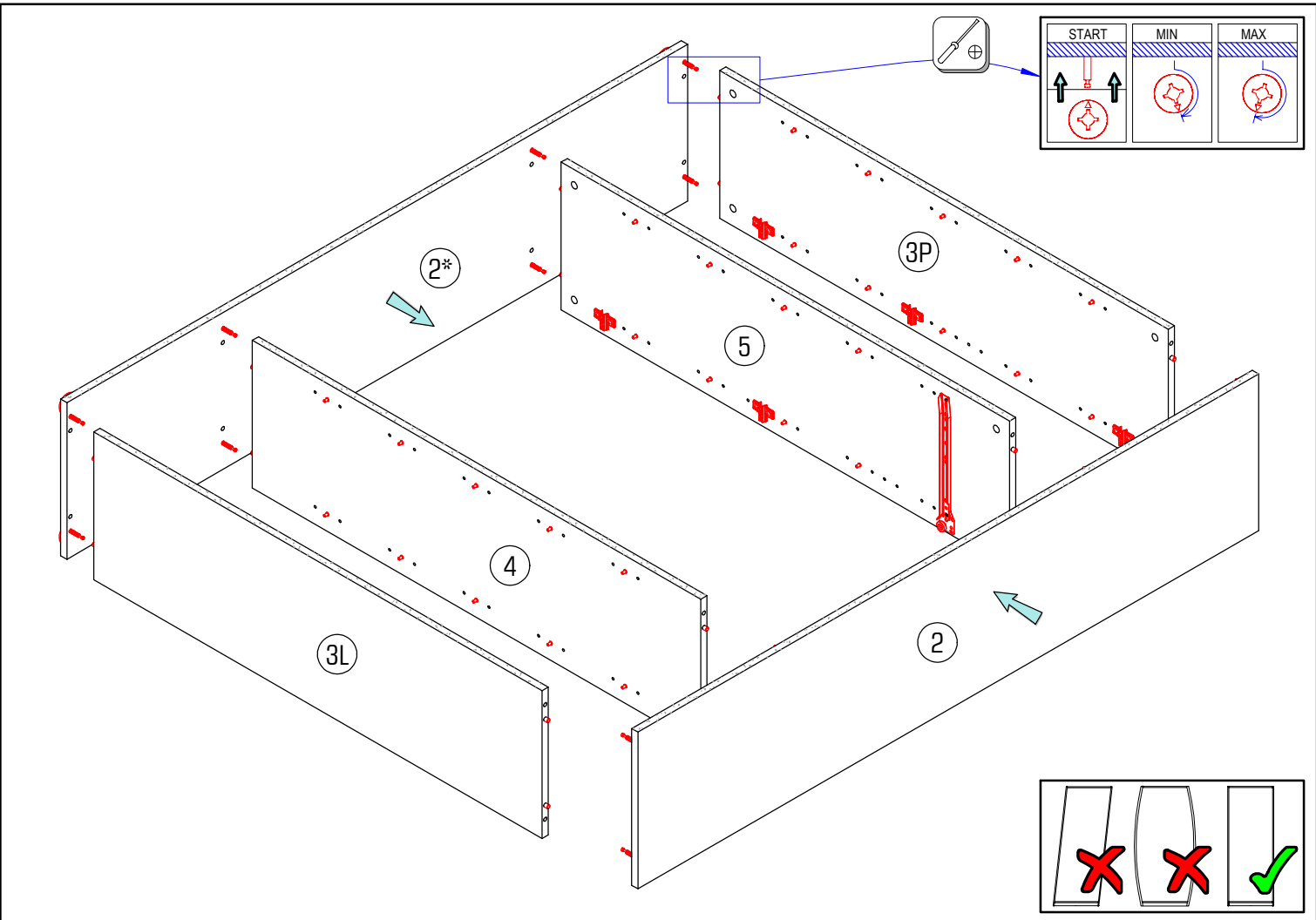
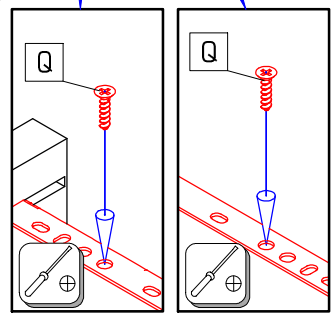
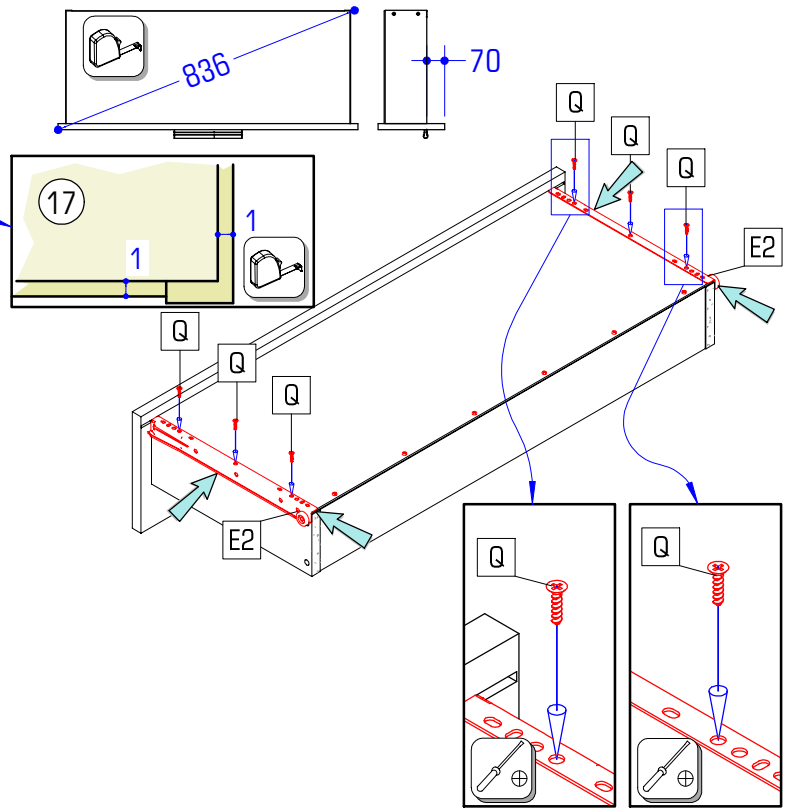
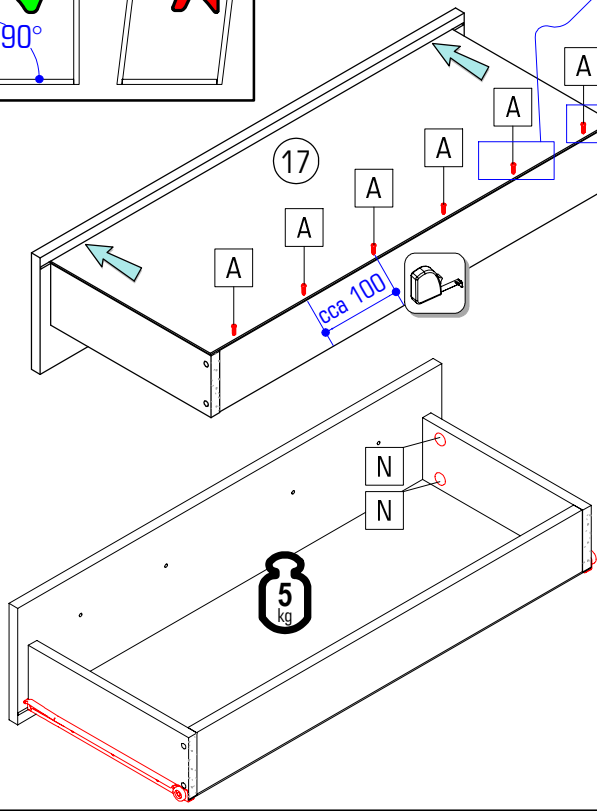
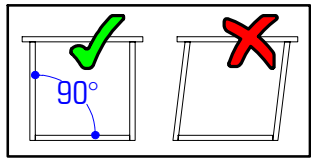
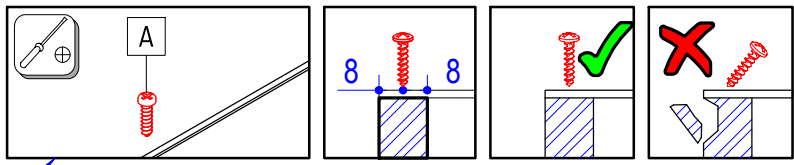
90° angle requirement:  

| | | |
|---|---|---|
| START | MIN | MAX |
|  |  |  |

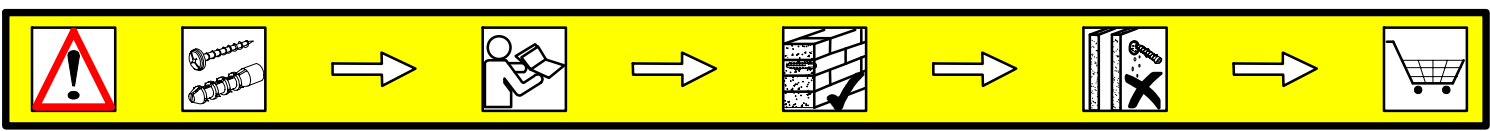
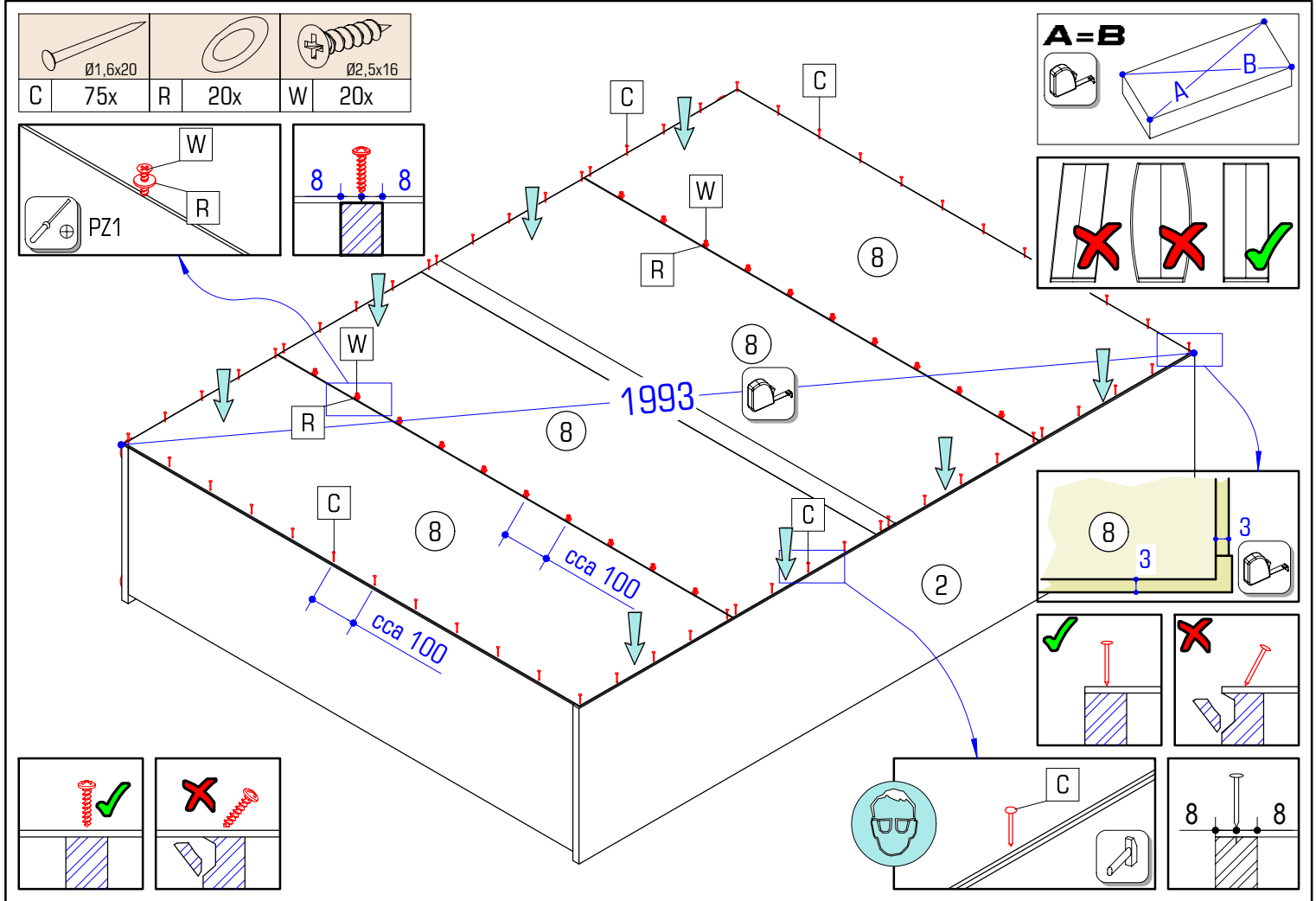
Correct/Incorrect examples for M:  

ALEXIS 5/8

| | | | |
|--|---|---|---|
|  $\varnothing 3,5 \times 16$ |  L=300 |  |  $\varnothing 3,5 \times 15$ |
| A 6x | E2 1x | N 4x | Q 6x |



6/8 ALEXIS



PL Uwaga! Ścianę należy sprawdzić przed montażem. Dołączone uniwersalne kolki rozporowe są odpowiednie tylko do stosowania w mocnych murach, takich jak beton lub cegła. Nie rób za pomocą kolków ozporowych mурowanych, takich jak pustak, lekka kostka, powierzchnie takie jak płyty gipsowo-kartonowe lub inne systemy ram. Jeśli dotyczy, muszą to być określone kolki rozporowe być użytych! Są one dostępne w specjalistycznym sklepie niezgodność producent / sprzedawca lub importer nie ponoszą odpowiedzialności.

RO Prudență! Zidul trebuie examinat înainte de asamblare prizele de perete sunt adecvatenamai pentru utilizarea în zidurile ferma, cum ar fi betonul bloc sau cărămidă. Nu folosiți zidăria zidurilor de perete, cum ar fi cărămida goală, blocul ușor, suprafețe cum ar fi gips-carton sau altă încadrare sisteme. Dacă este cazul, trebuie folosite anumite prize de perete! Acestea sunt disponibile la un magazin specializat (magazin de hardware) . În caz de nerespectare, producătorul / vânzătorul cu amănuntul sau importatorul nu își asumă răspunderea.

SI Pozor! Pred montažo preverite stanje stene. Priloženi univerzalni možniki so izključno samo za uporabo na čvrstem zidovju, kot sta beton in opeka. Stenski možniki se ne smejo uporabljati pri zidovju kot so votlino opeke, zidaki za lahko gradnjo, mavčne plošče ali druge okvirne gradnje. Pri teh zidovjih morate v danih primerih uporabljati posebne možnike. Ti so na voljo v specializiranih trgovinah (trgovinah z gradbenim materialom) Pri upoštevanju se s strani proizvajalca/trgovca in uvoznika ne prevzame jamstvo.

DE Achtung! Die Wandbeschaffenheit ist vor der Montage unbedingt zu prüfen. Die beigelegten Universaldübel sind ausschließlich nur zur Verwendung für festes Mauerwerk wie Beton/Ziegel. Die Mauerdübel dürfen nicht bei Mauerwerk wie Hohlraumziegel, Leichtbausteinen, Gipskartonplatte oder anderer Rahmenbauweise verwendet werden. Bei diesen Mauerwerken sind gegebenenfalls Spezialdübel zu verwenden! Diese sind in einem Fachgeschäft erhältlich. Bei Nichteinhaltung wird seitens Produzenten/Händler und Importeur keine Haftung übernommen.

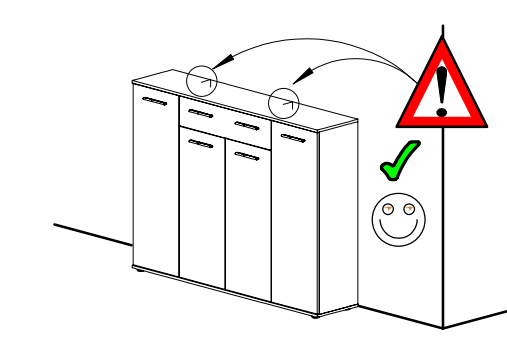
HR Pažnja! Prije montaže obvezno provjerite svojstvo zida. Priložene univerzalne tiplje namijenjene su isključivo za masivne zidove od betona/opeke. Tiplje za masivne zidove ne smiju se koristiti za zidove kao npr šupljina opeka laki sastavni elementi, gips-kartonске ploče ili drugi modularni načini gradnje. Za te zidove potrebne su eventualno specijalne tiplje! Iste su dostupne u specializiranim trgovinama građevinskim materijalom. U slučaju nepridržavanja prethodno navedenih napomena, proizvođač/trgovac i uvoznik ne preuzimaju odgovornost!

HU Vigyázat! Szerelés előtt a falfelületet feltétlenül vizsgálja meg. A mellékelt univerzális tiplje kizárólag stabil falazathoz használható mint például beton/tégla. A fal tiplje nem használható könnyű építőkövek hez, üreg tégla, gipsz-karton lapokhoz vagy más fávázás építményekhez. Ezekhez a falfelületekhez csak speciális tiplik használhatóak, melyek szaküzletekben (barkácsruházakban) beszerezhetőek. Fentiek figyelmen kívül hagyása esetén a gyártó/kereskedő vagy forgalmazó nem vállal felelősséget.

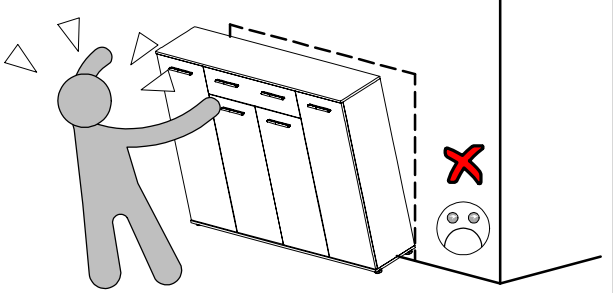
EN Caution! The wall must be examined before assembly The included universal wall plugs are only suitable for using in firm masonry such as concrete block or brick. Do not using the wall plugs masonry such as hollow brick, lightweight block, surfaces such as gypsum plasterboard or other framing systems. If applicable, particular wall plugs must be used! These are available at a specialised store (hardware store). In case of non-compliance, the manufacturer/retailer or importer do not assume liability.

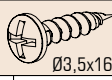

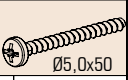
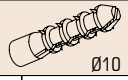

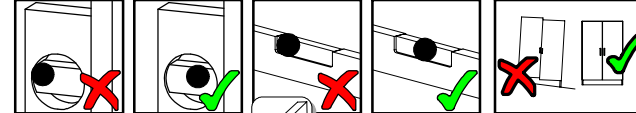
CZ Upozornění! Před montáží je nutné zkontrolovat stav stěny. Příložené univerzální hmoždinky jsou určeny pouze k použití pro pevné zdivo jako beton/cihly. Hmoždinky do zdi se nesmí používat u dutinová cihla, zdiva jako porovité stavební kámen, sádrokartonová deska nebo jiný měkký materiál. U těchto zdiv jsou nutné použít speciální hmoždinky! Jsou k dostání v specializovaných prodejních se stavebním materiálem. Při nedodržení těchto pokynů výrobce/prodejce a dovozce neručí za způsobené škody.

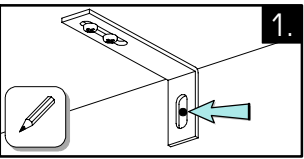
SK Upozornenie! Pevnosť steny sa musí pred montážou bezpodmienečne skontrolovať. Priložené univerzálne hmoždienky používajte jedine pre pevné murivo ako je betón/tehla. Hmoždienky sa nesmú používať v prípade ľahkého stavebného muriva, dutá tehla, Sádorkartónová doska, alebo iných konštrukcií rámu. U týchto stien je nutné použiť špeciálne hmoždienky! Tieto je možné dostať v špecializovaných predajniach so stavebným materiálom. Pri nedodržaní pokynov nepreberajú výrobcovia/predajci a dodávateľia zodpovednosť za vzniknuté škody.

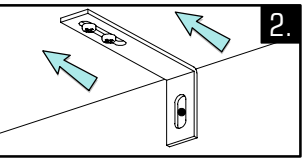


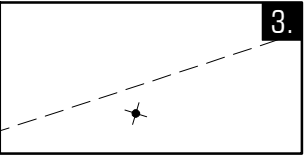
| | |
|-----------|--------------------|
| SK | VÝSTRAHA |
| CZ | VAROVÁNÍ |
| HR | UPOZORENIE |
| DE | WARNUNG |
| HU | FIGYELEM |
| PL | OSTRZEŻENIE |
| RO | AVERTIZARE |
| EN | WARNING |
| SI | OPOZORILO |

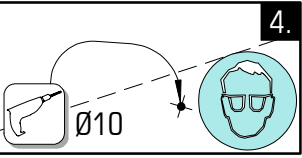


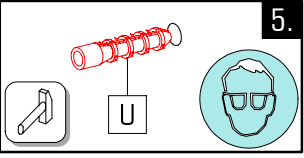
| | | | | | |
|---|---|--|--|---|--|
|  Ø3,5x16 |  |  Ø5,0x50 |  Ø10 |  |  |
| A 4x | N 16x | P 2x | U 2x | V 2x | |

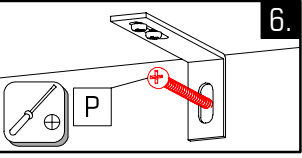
1. 

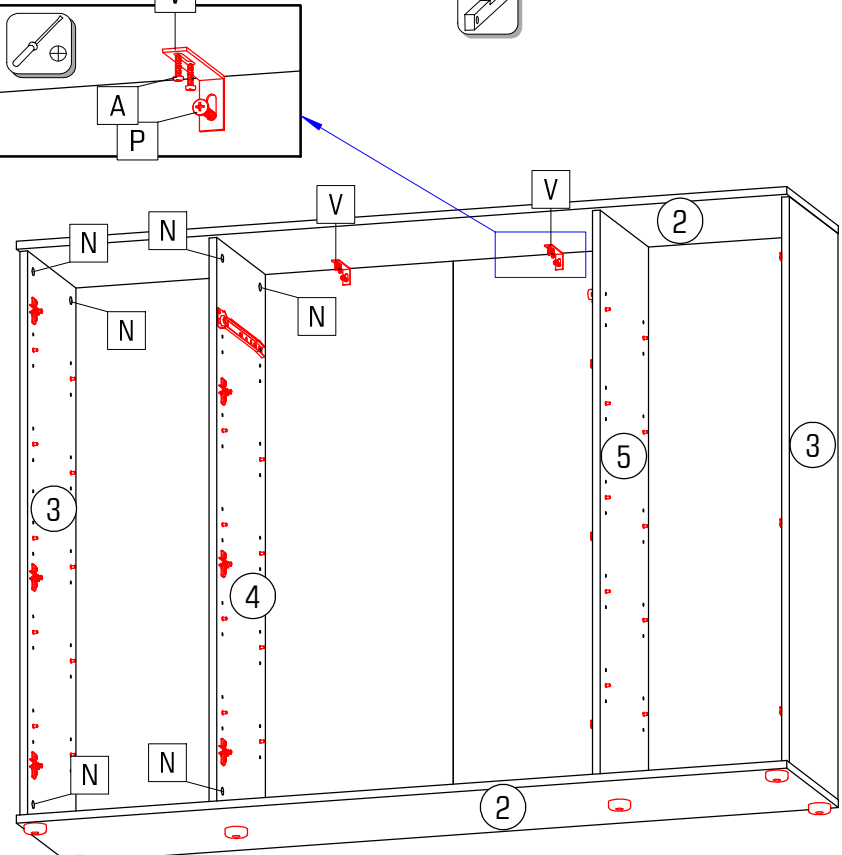
2. 


3. 

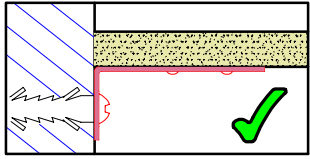
4. 

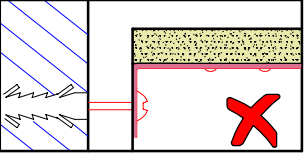
5. 

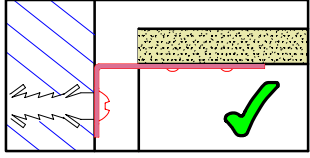
6. 

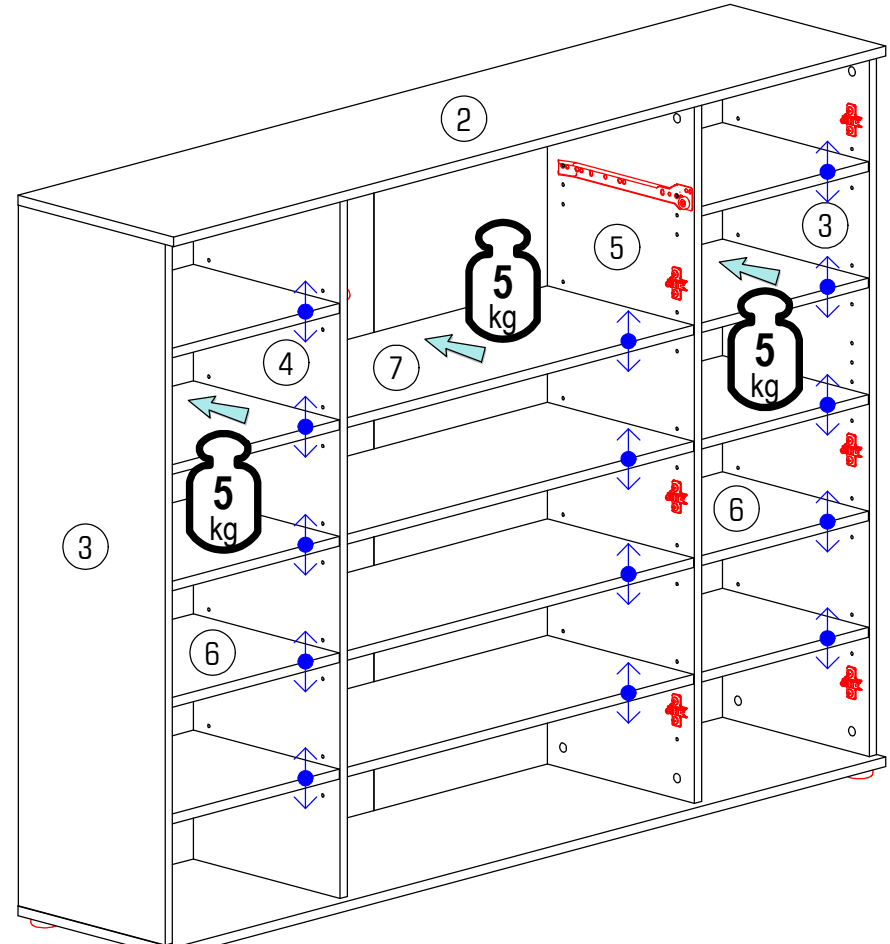


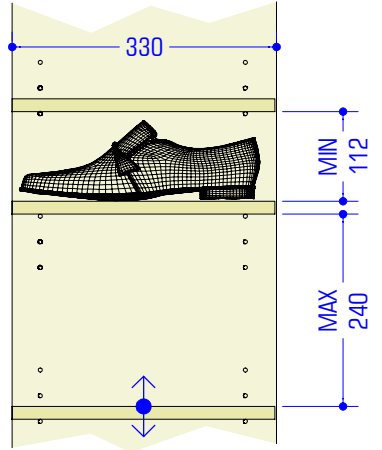













 ± 32mm

8/8 ALEXIS

